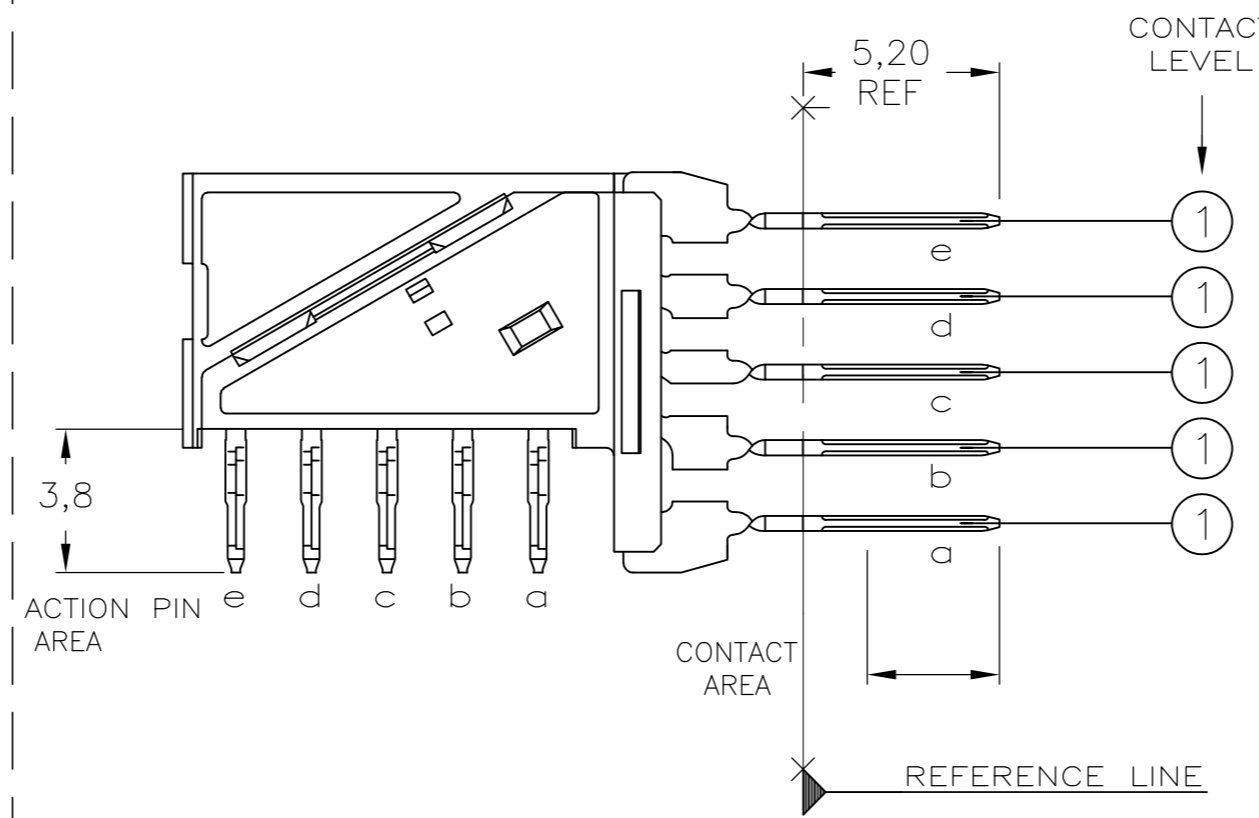
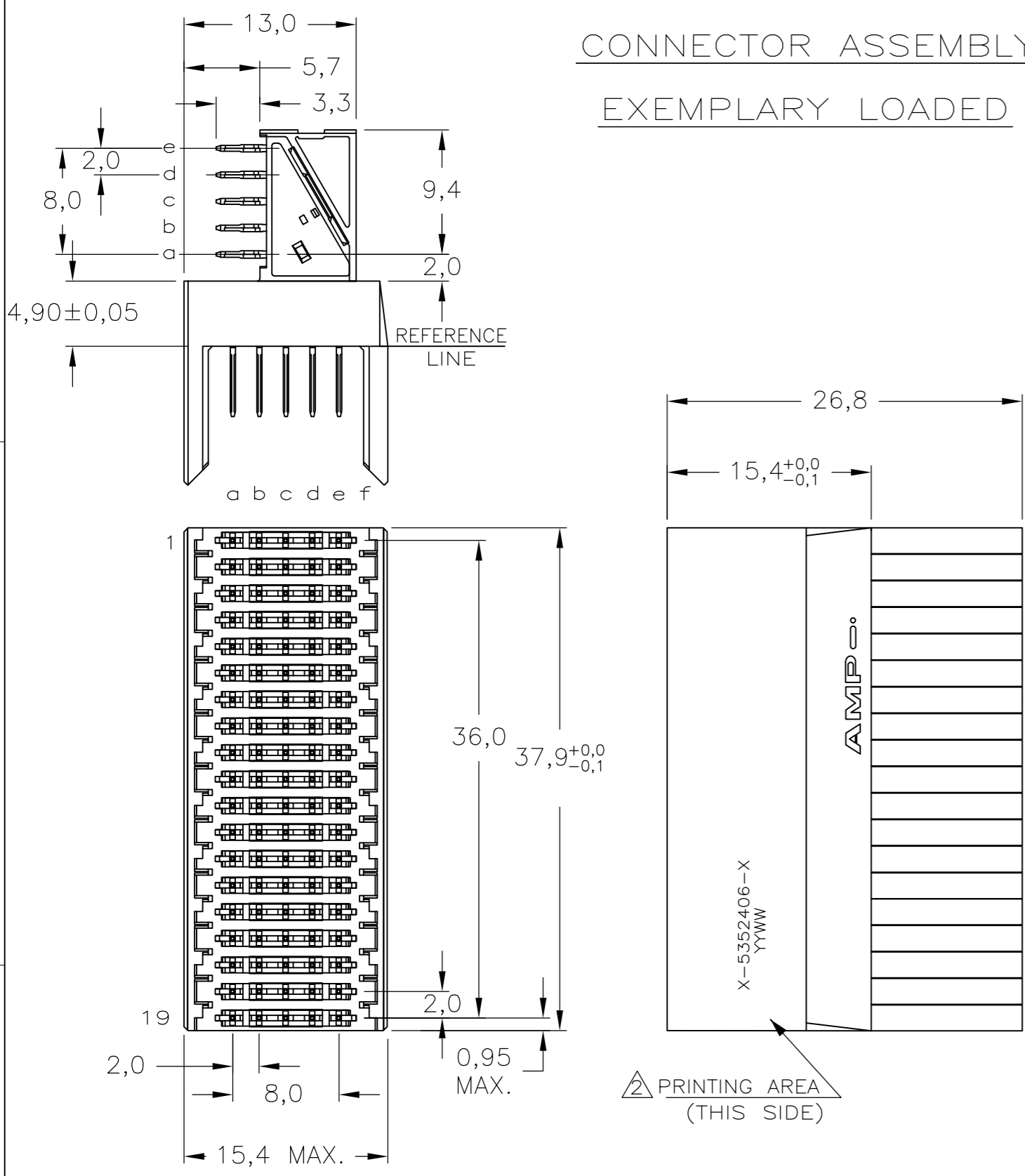


THIS DRAWING IS UNPUBLISHED. RELEASED FOR PUBLICATION  
 © COPYRIGHT - By - ALL RIGHTS RESERVED.

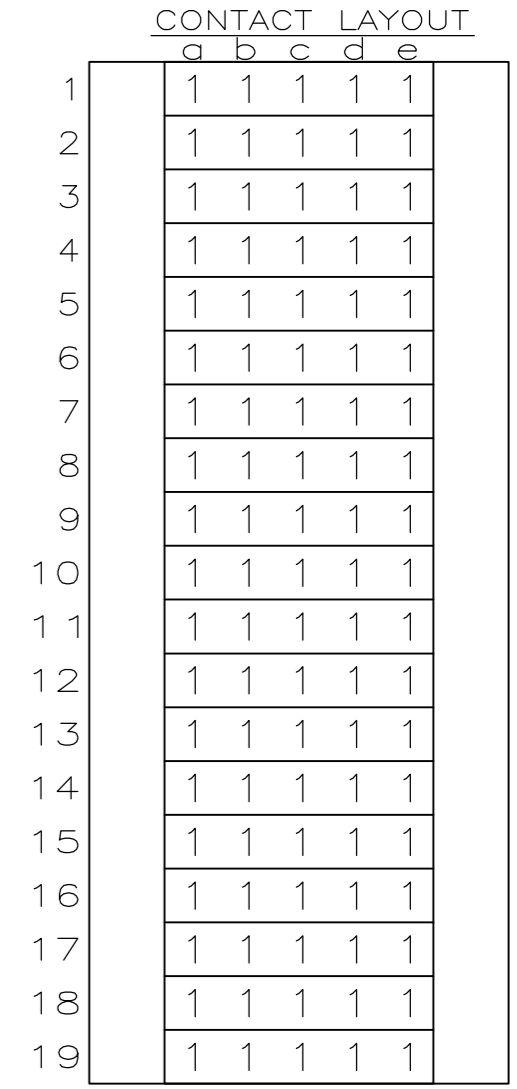
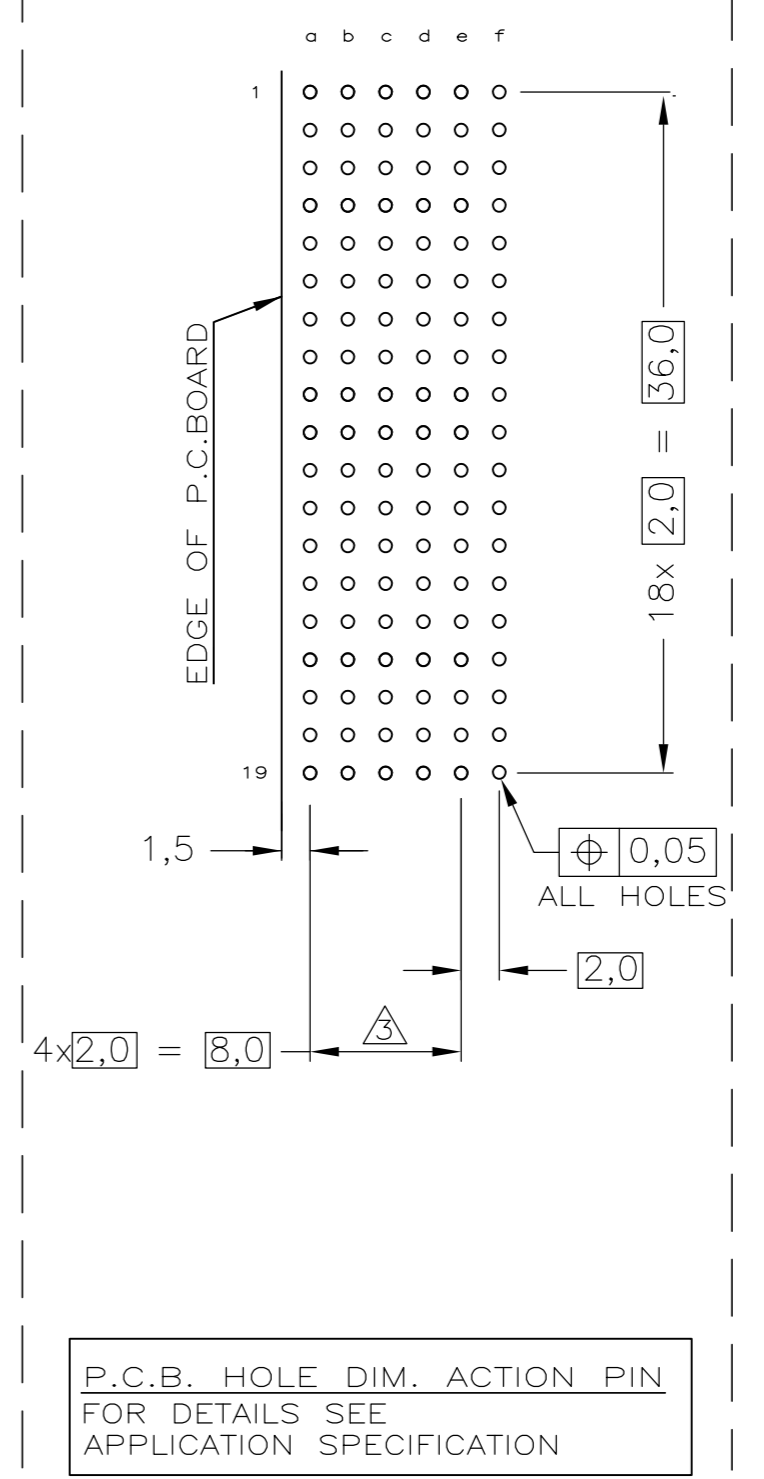
### CONTACT DIMENSIONS

LOC	DIST	REVISIONS					
H	-	P	LTR	DESCRIPTION	DATE	DWN	APVD
		B1		REVISED PER ECO-11-005033	29MAR11	RK	HMR

### CONNECTOR ASSEMBLY EXEMPLARY LOADED



### RECOMMENDED PCB-HOLE LAY-OUT COMPONENT SIDE SHOWN



- NOTES:**
- 1 MATERIAL HOUSING : GREY GLASSFILLED POLYESTER  
UL-RATING Ø
  - 2 CONTACT : PHOSPHORBRONZE
  - 3 CONNECTOR MARKED WITH PARTNUMBER AND DATECODE
  - 4 PLATED-THROUGH HOLES AT 2x2mm SQUARE GRID.
  - 5 CONNECTOR ASSEMBLY TESTED AND QUALIFIED AGAINST BELLCORE QUALITY LEVEL III, CENTRAL OFFICE APPLICATIONS.  
CONNECTOR LUBRICATED WITH BELLCORE APPROVED LUBRICANT.  
TECHNICAL REFERENCE: TR-NWT-001217 ISSUE 1, SEPT.1992
  - 6 OBSOLETE PARTS: OBSOLETE CIS STREAMLINING PER D.RENAUD/D.SINISI

-	-	-	-	-	-	-	-	
-	-	-	-	-	-	-	-	
-	-	-	-	-	-	-	-	
-	-	-	-	-	-	-	-	
-	-	-	-	-	-	-	-	
-	-	-	-	-	-	-	-	
-	-	-	-	-	-	-	-	
-	-	-	-	-	-	-	-	
-	-	-	-	-	-	-	-	
-	-	-	-	-	-	-	-	
5 OBSOLETE	Y	4	-	-	1,3	0,8	0,5-1,5	5352406-9
	N		-	-	1,3	0,8	0,5-1,5	5352406-1
CONSERVATION TREATMENT	-	-	-	-	CONTACT UNDER-COATING	CONTACT AREA	ACTION-PIN AREA	PART NUMBER
	-	-	-	-	[µm Ni MIN.]	[µm Au MIN.]	[µm Sn]	
CONTACT FINISH								

THIS DRAWING IS A CONTROLLED DOCUMENT.

DIMENSIONS: mm	TOLERANCES UNLESS OTHERWISE SPECIFIED: ±0.2	DWN: K.N.KIRAN 25AUG04	<b>TE</b> TE Connectivity	
		CHK: B.MOOIJ 22MAR2005		
		APVD: B.MOOIJ 22MAR2005	NAME: Z-PACK 2mm HM TYPE B19	
		PRODUCT SPEC: 108-19082	95 POS. RIGHT ANGLE MALE CONNECTOR ASSEMBLY	
		APPLICATION SPEC: 114-19029	SIZE: A2	CAGE CODE: 00779
MATERIAL: -	FINISH: -	WEIGHT: -	DRAWING NO: C=5352406	RESTRICTED TO: -
CUSTOMER DRAWING			SCALE: 5:1	SHEET: 1 OF 1